

Name **LILLEY SHADE ON RAIL 5**
Number **N065**
Collection **NAUTIC**

TEKNA

General

Location	Indoor
Main material	Brass
IP rating	IP20
Class	.
Bathroom zone	Zone 3
Voltage	230V
Driver required	Integrated
Cable length (m)	.
Dimensions (mm)	40x160x1200
Mounting method	Ceiling bracket
Gross weight (kg)	.
Net weight (kg)	.
Packaging (mm)	.
Energy Efficiency %	.








Lamp

Light source	Spot
Number of light sources	5
Socket type	B15D
Bulb shape	.
Max lamp length (mm)	48.5
Power consumption	7W
Luminous flux	400lm / 420lm
Color temperature	2700K / 3000K
CRI	80
Lifetime	35.000h
Beam angle	40°

Electrical

Switch (type)	.
Battery	.
Dimmable	Yes
Dimming range	.
Dimming method	.
Supply frequency	50Hz / 60Hz
Driver/ballast voltage	230V
Efficiency	.

Finishes

	Brushed Chrome Plated Brass
	Brushed Nickel Plated Brass
	Dark Bronze
	Polished Chrome Plated Brass
	Polished Nickel Plated Brass