

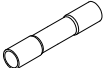


INFO


F  4x	G  4x	H  3x
---	---	---

1

3

2

- (NL) **Veiligheidsvoorschriften**
Schakel de netspanning uit - om veiligheidsredenen - vooraleer u de STEPLIGHT LED installeert.
- (F) **Instructions de sécurité**
En cas d'entretien et réglage de la lampe STEPLIGHT LED couper la tension.
- (GB) **Safety instructions**
In case of maintenance and adjustment of the lamp STEPLIGHT LED switch off the power
- (D) **Sicherheitsanleitung**
Für die Wartung der Leuchtmittel STEPLIGHT LED die Spannung abschalten.
- (E) **Instrucciones de seguridad**
En caso de manutención y regulacion de la lámpara STEPLIGHT LED sacar la tensión.
- (I) **Istruzioni di sicurezza**
In caso di manutenzione e regolazione lampadina STEPLIGHT LED togliere tensione.

*** note:**

use for shrunken connection:
- Novaflam Multi Torch by NOVATIO, code 360400000
- MAKITA Hot Air tool, code HG650C